

Date: September 26, 2024

Scrip Code – 532960, 890145
BSE Limited
Phiroze Jeejeebhoy Towers,
Dalal Street,
MUMBAI – 400 001

DHANI – EQ, DHANIPP
National Stock Exchange of India Limited
“Exchange Plaza”,
Bandra-Kurla Complex, Bandra (E).
MUMBAI – 400 051

Sub: 29th Annual General Meeting of the Members of Dhani Services Limited (‘the Company’) held on Wednesday, September 25, 2024 - disclosures under Regulations 44 of the SEBI (Listing Obligations and Disclosure Requirements) Regulations, 2015, as amended [“SEBI (Listing Regulations)”]

Dear Sir/Madam,

In connection with 29th Annual General Meeting of the Members of the Company held on Wednesday, September 25, 2024, pursuant to Regulations 44 of the SEBI (Listing Regulations), we submit the following:

- a) Voting Results in the prescribed format; and
- b) Scrutinizer Report dated September 26, 2024, on remote e-voting and e-voting at AGM.

We request you to kindly take the same on record.

Thanking you,
Yours truly,

For **Dhani Services Limited**

Ram Mehar
Company Secretary

Encl: as above

Dhani Services Limited

CIN: L74110HR1995PLC121209

Reg. Off: 5th Floor, Plot No. 108, IT Park, Udyog Vihar, Phase 1, Industrial Complex Dundaheera, Gurgaon- 122016, Haryana. T. +91 124 6685800

Corp. Off: 5th Floor, Plot No. 108, IT Park, Udyog Vihar, Phase 1, Industrial Complex Dundaheera, Gurgaon- 122016, Haryana T. +91 124 6685800

Website: www.dhani.com | Email: support@dhani.com

Dhani Services Limited								
Regulation 44(3) of the SEBI (Listing Obligations and Disclosure Requirements) Regulations, 2015								
Format for Voting Results								
Date of Annual General Meeting						25-Sep-24		
Total number of Shareholders on Cut-off date - September 18, 2024						190018		
No. of shareholders present in the meeting either in person or through proxy:								
Promoters and Promoter Group:						N.A.		
Public						N.A.		
No. of Shareholders attended the meeting through Video Conferencing								
Promoters and Promoter Group:						1		
Public:						68		
Agenda item no. 1: Adoption of the Audited Standalone and Consolidated Financial Statements of the Company as at March 31, 2024 and Reports of the Board's and Auditors thereon.								
Resolution required: (Ordinary/ Special)			Ordinary					
Whether promoter/ promoter group are interested in the agenda/resolution?			No					
voting by members holding fully paid up Equity Shares of face value of Rs. 2 each (having 100% Voting Rights on each share held by them) (FPS)								
Category	Mode of Voting	No. of shares held (1)	No. of votes polled (2)	% of Votes Polled on outstanding shares (3)=[(2)/(1)]*100	No. of Votes – in favour (4)	No. of Votes – against (5)	% of Votes in favour on votes polled (6)=[(4)/(2)]*100	% of Votes against on votes polled (7)=[(5)/(2)]*100
Promoter and Promoter Group	E-Voting	17,83,28,203	17,83,28,203	100.000	17,83,28,203	0	100.000	0.000
	Insta Poll	17,83,28,203	0.000	0.000	0.000	0	0.000	0.000
	Postal Ballot	17,83,28,203	0.000	0.000	0.000	0	0.000	0.000
	Total	17,83,28,203	17,83,28,203	100.000	17,83,28,203	0	100.000	0.000
Public-Institutions	E-Voting	12,58,53,498	5,21,56,544	41.442	5,21,56,544	0	100.000	0.000
	Insta Poll	12,58,53,498	0.000	0.000	0.000	0	0.000	0.000
	Postal Ballot	12,58,53,498	0.000	0.000	0.000	0	0.000	0.000
	Total	12,58,53,498	5,21,56,544	41.442	5,21,56,544	0	100.000	0.000
Public- Non Institutions	E-Voting	29,90,77,685	7,67,93,538	25.677	7,67,84,921	8,617	99.989	0.011
	Insta Poll	29,90,77,685	10,62,282	0.355	10,61,171	1,111	99.895	0.105
	Postal Ballot	29,90,77,685	0.000	0.000	0.000	0.000	0.000	0.000
	Total	29,90,77,685	7,78,55,820	26.032	7,78,46,092	9,728	99.988	0.012
Grand Total	60,32,59,386	30,83,40,567	51.112	30,83,30,839	9,728	99.997	0.003	

voting by members holding Partly paid up Equity Shares of face value of Rs. 2 each, with paid up value Rs.1.10 per share (having 55% Voting Rights on each share held by them) (PPS)

Category	Mode of Voting	No. of shares held (1)	No. of votes polled (2)	% of Votes Polled on outstanding shares (3)=[(2)/(1)]*100	No. of Votes – in favour (4)	No. of Votes – against (5)	% of Votes in favour on votes polled (6)=[(4)/(2)]*100	% of Votes against on votes polled (7)=[(5)/(2)]*100
Promoter and Promoter Group	E-Voting	0	0	0	0	0	0.00	0.000
	Insta Poll	0	0	0	0	0	0.00	0.000
	Postal Ballot	0	0	0	0	0	0.00	0.000
	Total	0	0	0	0	0	0.00	0.000
Public-Institutions	E-Voting	0	0	0	0	0	0.00	0.000
	Insta Poll	0	0	0	0	0	0.00	0.000
	Postal Ballot	0	0	0	0	0	0.00	0.000
	Total	0	0	0	0	0	0.00	0.000
Public- Non Institutions	E-Voting	88,88,524	46,20,492	51.983	46,20,492	0	100.000	0.000
	Insta Poll	88,88,524	1,342	0.015	1,342	0	100.000	0.000
	Postal Ballot	88,88,524	0	0.000	0	0	0.000	0.000
	Total	88,88,524	46,21,834	51.998	46,21,834	0	100.000	0.000
Grand Total	88,88,524	46,21,834	51.998	46,21,834	0	100.000	0.000	

Combined voting by members -Based on the Voting Rights (FPS-100% ; PPS-55%) held by them

Category	Mode of Voting	Voting Rights Held (1)	Voting Rights Polled (2)	% of Voting Rights Polled on outstanding Voting Rights (3)=[(2)/(1)]*100	No. of Voting Rights - in favour (4)	No. of Voting Rights - against (5)	% of Voting Rights in favour on Voting Rights polled (6)=[(4)/(2)]*100	% of Voting Rights against on Voting Rights polled (7)=[(5)/(2)]*100
Promoter and Promoter Group	E-Voting	17,83,28,203.00	17,83,28,203.00	100.000	17,83,28,203.00	0.00	100.00	0.000
	Insta Poll	17,83,28,203.00	0.00	0.00	0.00	0.00	0.000	0.000
	Postal Ballot	17,83,28,203.00	0.00	0.00	0.00	0.00	0.000	0.000
	Total	17,83,28,203.00	17,83,28,203.00	100.000	17,83,28,203.00	0.00	100.000	0.000
Public-Institutions	E-Voting	12,58,53,498.00	5,21,56,544.00	41.442	5,21,56,544.00	0.00	100.000	0.000
	Insta Poll	12,58,53,498.00	0.00	0.000	0.00	0.00	0.000	0.000
	Postal Ballot	12,58,53,498.00	0.00	0.000	0.00	0.00	0.000	0.000
	Total	12,58,53,498.00	5,21,56,544.00	41.442	5,21,56,544.00	0.00	100.000	0.000
Public- Non Institutions	E-Voting	30,39,66,373.20	7,93,34,808.60	26.100	7,93,26,191.60	8,617.0	99.989	0.011
	Insta Poll	30,39,66,373.20	10,63,020.10	0.350	10,61,909.10	1,111.0	99.895	0.105
	Postal Ballot	30,39,66,373.20	0.00	0.000	0.00	0.00	0.000	0.000
	Total	30,39,66,373.20	8,03,97,828.70	26.450	8,03,88,100.70	9,728.00	99.988	0.012
Grand Total	60,81,48,074.20	31,08,82,575.70	51.120	31,08,72,847.70	9,728.00	99.997	0.003	

Dhani Services Limited

Agenda item no. 2: Re-appointment of Mr. Amit Ajit Gandhi (DIN: 07606699), Non-Independent Non-Executive Director, as a Director, liable to retire by rotation.

Resolution required: (Ordinary/ Special)	Ordinary
Whether promoter/ promoter group are interested in the agenda/resolution?	No

voting by members holding fully paid up Equity Shares of face value of Rs. 2 each (having 100% Voting Rights on each share held by them) (FPS)

Category	Mode of Voting	No. of shares held (1)	No. of votes polled (2)	% of Votes Polled on outstanding shares (3)=[(2)/(1)]*100	No. of Votes – in favour (4)	No. of Votes – against (5)	% of Votes in favour on votes polled (6)=[(4)/(2)]*100	% of Votes against on votes polled (7)=[(5)/(2)]*100
Promoter and Promoter Group	E-Voting	17,83,28,203	17,83,28,203	100.000	17,83,28,203	0	100.000	0.000
	Insta Poll	17,83,28,203	0.000	0.000	0.000	0	0.000	0.000
	Postal Ballot	17,83,28,203	0.000	0.000	0.000	0	0.000	0.000
	Total	17,83,28,203	17,83,28,203	100.000	17,83,28,203	0	100.000	0.000
Public-Institutions	E-Voting	12,58,53,498	5,21,56,544	41.442	3,52,37,103	1,69,19,441	67.560	32.440
	Insta Poll	12,58,53,498	0.000	0.000	0.000	0	0.000	0.000
	Postal Ballot	12,58,53,498	0.000	0.000	0.000	0	0.000	0.000
	Total	12,58,53,498	5,21,56,544	41.442	3,52,37,103	1,69,19,441	67.560	32.440
Public- Non Institutions	E-Voting	29,90,77,685	7,67,93,538	25.677	7,67,80,806	12,732	99.983	0.017
	Insta Poll	29,90,77,685	10,62,282	0.355	10,61,171	1,111	99.895	0.105
	Postal Ballot	29,90,77,685	0.000	0.000	0.00	0.00	0.000	0.000
	Total	29,90,77,685	7,78,55,820	26.032	7,78,41,977	13,843	99.982	0.018
Grand Total	60,32,59,386	30,83,40,567	51.112	29,14,07,283	1,69,33,284	94.508	5.492	

voting by members holding Partly paid up Equity Shares of face value of Rs. 2 each, with paid up value Rs.1.10 per share (having 55% Voting Rights on each share held by them) (PPS)

Category	Mode of Voting	No. of shares held (1)	No. of votes polled (2)	% of Votes Polled on outstanding shares (3)=[(2)/(1)]*100	No. of Votes – in favour (4)	No. of Votes – against (5)	% of Votes in favour on votes polled (6)=[(4)/(2)]*100	% of Votes against on votes polled (7)=[(5)/(2)]*100
Promoter and Promoter Group	E-Voting	0	0	0	0	0	0.00	0.000
	Insta Poll	0	0	0	0	0	0.00	0.000
	Postal Ballot	0	0	0	0	0	0.00	0.000
	Total	0	0	0	0	0	0.00	0.000
Public-Institutions	E-Voting	0	0	0	0	0	0.00	0.000
	Insta Poll	0	0	0	0	0	0.00	0.000
	Postal Ballot	0	0	0	0	0	0.00	0.000
	Total	0	0	0	0	0	0.00	0.000
Public- Non Institutions	E-Voting	88,88,524	46,20,492	51.983	46,20,492	0	100.000	0.000
	Insta Poll	88,88,524	1,342	0.015	1,342	0	100.000	0.000
	Postal Ballot	88,88,524	0	0.000	0	0	0.000	0.000
	Total	88,88,524	46,21,834	51.998	46,21,834	0	100.000	0.000
Grand Total	88,88,524	46,21,834	51.998	46,21,834	0	100.000	0.000	

Combined voting by members -Based on the Voting Rights (FPS-100% ; PPS-55%) held by them

Category	Mode of Voting	Voting Rights Held (1)	Voting Rights Polled (2)	% of Voting Rights Polled on outstanding Voting Rights (3)=[(2)/(1)]*100	No. of Voting Rights - in favour (4)	No. of Voting Rights - against (5)	% of Voting Rights in favour on Voting Rights polled (6)=[(4)/(2)]*100	% of Voting Rights against on Voting Rights polled (7)=[(5)/(2)]*100
Promoter and Promoter Group	E-Voting	17,83,28,203.00	17,83,28,203.00	100.000	17,83,28,203.00	0.00	100.00	0.000
	Insta Poll	17,83,28,203.00	0.00	0.00	0.00	0.00	0.000	0.000
	Postal Ballot	17,83,28,203.00	0.00	0.00	0.00	0.00	0.000	0.000
	Total	17,83,28,203.00	17,83,28,203.00	100.000	17,83,28,203.00	0.00	100.000	0.000
Public-Institutions	E-Voting	12,58,53,498.00	5,21,56,544.00	41.442	3,52,37,103.00	1,69,19,441.00	67.560	32.440
	Insta Poll	12,58,53,498.00	0.00	0.000	0.00	0.00	0.000	0.000
	Postal Ballot	12,58,53,498.00	0.00	0.000	0.00	0.00	0.000	0.000
	Total	12,58,53,498.00	5,21,56,544.00	41.442	3,52,37,103.00	1,69,19,441.00	67.560	32.440
Public- Non Institutions	E-Voting	30,39,66,373.20	7,93,34,808.60	26.100	7,93,22,076.60	12,732.0	99.984	0.016
	Insta Poll	30,39,66,373.20	10,63,020.10	0.350	10,61,909.10	1,111.0	99.895	0.105
	Postal Ballot	30,39,66,373.20	0.00	0.000	0.00	0.00	0.000	0.000
	Total	30,39,66,373.20	8,03,97,828.70	26.450	8,03,83,985.70	13,843.00	99.983	0.017
Grand Total	60,81,48,074.20	31,08,82,575.70	51.120	29,39,49,291.70	1,69,33,284.00	94.553	5.447	

Dhani Services Limited

Agenda item no. 3: Approval to the appointment of M/s Hem Sandeep & Co., Chartered Accountants (Firm Registration No. 009907N), as Statutory Auditors of the Company and to fix their remuneration.

Resolution required: (Ordinary/ Special)	Ordinary
Whether promoter/ promoter group are interested in the agenda/resolution?	No

voting by members holding fully paid up Equity Shares of face value of Rs. 2 each (having 100% Voting Rights on each share held by them) (FPS)

Category	Mode of Voting	No. of shares held (1)	No. of votes polled (2)	% of Votes Polled on outstanding shares (3)=[(2)/(1)]*100	No. of Votes – in favour (4)	No. of Votes – against (5)	% of Votes in favour on votes polled (6)=[(4)/(2)]*100	% of Votes against on votes polled (7)=[(5)/(2)]*100
Promoter and Promoter Group	E-Voting	17,83,28,203	17,83,28,203	100.000	17,83,28,203	0	100.000	0.000
	Insta Poll	17,83,28,203	0.000	0.000	0.000	0	0.000	0.000
	Postal Ballot	17,83,28,203	0.000	0.000	0.000	0	0.000	0.000
	Total	17,83,28,203	17,83,28,203	100.000	17,83,28,203	0	100.000	0.000
Public-Institutions	E-Voting	12,58,53,498	5,21,56,544	41.442	5,21,56,544	0	100.000	0.000
	Insta Poll	12,58,53,498	0.000	0.000	0.000	0	0.000	0.000
	Postal Ballot	12,58,53,498	0.000	0.000	0.000	0	0.000	0.000
	Total	12,58,53,498	5,21,56,544	41.442	5,21,56,544	0	100.000	0.000
Public- Non Institutions	E-Voting	29,90,77,685	7,67,93,538	25.677	7,67,84,514	9,024	99.988	0.012
	Insta Poll	29,90,77,685	10,62,282	0.355	10,61,171	1,111	99.895	0.105
	Postal Ballot	29,90,77,685	0.000	0.000	0.00	0.00	0.000	0.000
	Total	29,90,77,685	7,78,55,820	26.032	7,78,45,685	10,135	99.987	0.013
Grand Total		60,32,59,386	30,83,40,567	51.112	30,83,30,432	10,135	99.997	0.003

voting by members holding Partly paid up Equity Shares of face value of Rs. 2 each, with paid up value Rs.1.10 per share (having 55% Voting Rights on each share held by them) (PPS)

Category	Mode of Voting	No. of shares held (1)	No. of votes polled (2)	% of Votes Polled on outstanding shares (3)=[(2)/(1)]*100	No. of Votes – in favour (4)	No. of Votes – against (5)	% of Votes in favour on votes polled (6)=[(4)/(2)]*100	% of Votes against on votes polled (7)=[(5)/(2)]*100
Promoter and Promoter Group	E-Voting	0	0	0	0	0	0.00	0.000
	Insta Poll	0	0	0	0	0	0.00	0.000
	Postal Ballot	0	0	0	0	0	0.00	0.000
	Total	0	0	0	0	0	0.00	0.000
Public-Institutions	E-Voting	0	0	0	0	0	0.00	0.000
	Insta Poll	0	0	0	0	0	0.00	0.000
	Postal Ballot	0	0	0	0	0	0.00	0.000
	Total	0	0	0	0	0	0.00	0.000
Public- Non Institutions	E-Voting	88,88,524	46,20,492	51.983	46,20,492	0	100.000	0.000
	Insta Poll	88,88,524	1,342	0.015	1,342	0	100.000	0.000
	Postal Ballot	88,88,524	0	0.000	0	0	0.000	0.000
	Total	88,88,524	46,21,834	51.998	46,21,834	0	100.000	0.000
Grand Total		88,88,524	46,21,834	51.998	46,21,834	0	100.000	0.000

Combined voting by members -Based on the Voting Rights (FPS-100% ; PPS-55%) held by them

Category	Mode of Voting	Voting Rights Held (1)	Voting Rights Polled (2)	% of Voting Rights Polled on outstanding Voting Rights (3)=[(2)/(1)]*100	No. of Voting Rights - in favour (4)	No. of Voting Rights - against (5)	% of Voting Rights in favour on Voting Rights polled (6)=[(4)/(2)]*100	% of Voting Rights against on Voting Rights polled (7)=[(5)/(2)]*100
Promoter and Promoter Group	E-Voting	17,83,28,203.00	17,83,28,203.00	100.000	17,83,28,203.00	0.00	100.00	0.000
	Insta Poll	17,83,28,203.00	0.00	0.00	0.00	0.00	0.000	0.000
	Postal Ballot	17,83,28,203.00	0.00	0.00	0.00	0.00	0.000	0.000
	Total	17,83,28,203.00	17,83,28,203.00	100.000	17,83,28,203.00	0.00	100.000	0.000
Public-Institutions	E-Voting	12,58,53,498.00	5,21,56,544.00	41.442	5,21,56,544.00	0.00	100.000	0.000
	Insta Poll	12,58,53,498.00	0.00	0.000	0.00	0.00	0.000	0.000
	Postal Ballot	12,58,53,498.00	0.00	0.000	0.00	0.00	0.000	0.000
	Total	12,58,53,498.00	5,21,56,544.00	41.442	5,21,56,544.00	0.00	100.000	0.000
Public- Non Institutions	E-Voting	30,39,66,373.20	7,93,34,808.60	26.100	7,93,25,784.60	9,024.0	99.989	0.011
	Insta Poll	30,39,66,373.20	10,63,020.10	0.350	10,61,909.10	1,111.0	99.895	0.105
	Postal Ballot	30,39,66,373.20	0.00	0.000	0.00	0.00	0.000	0.000
	Total	30,39,66,373.20	8,03,97,828.70	26.450	8,03,87,693.70	10,135.00	99.987	0.013
Grand Total		60,81,48,074.20	31,08,82,575.70	51.120	31,08,72,440.70	10,135.00	99.997	0.003

Dhani Services Limited

Agenda item no. 4: Approval to the re-appointment of Mr. Aishwarya Katoch (DIN: 00557488), as an Independent Director for a period of two years w.e.f. January 1, 2025.

Resolution required: (Ordinary/ Special)	Special
Whether promoter/ promoter group are interested in the agenda/resolution?	No

voting by members holding fully paid up Equity Shares of face value of Rs. 2 each (having 100% Voting Rights on each share held by them) (FPS)

Category	Mode of Voting	No. of shares held (1)	No. of votes polled (2)	% of Votes Polled on outstanding shares (3)=[(2)/(1)]*100	No. of Votes – in favour (4)	No. of Votes – against (5)	% of Votes in favour on votes polled (6)=[(4)/(2)]*100	% of Votes against on votes polled (7)=[(5)/(2)]*100
Promoter and Promoter Group	E-Voting	17,83,28,203	17,83,28,203	100.000	17,83,28,203	0	100.000	0.000
	Insta Poll	17,83,28,203	0.000	0.000	0.000	0	0.000	0.000
	Postal Ballot	17,83,28,203	0.000	0.000	0.000	0	0.000	0.000
	Total	17,83,28,203	17,83,28,203	100.000	17,83,28,203	0	100.000	0.000
Public-Institutions	E-Voting	12,58,53,498	5,21,56,544	41.442	5,13,71,888	7,84,656	98.496	1.504
	Insta Poll	12,58,53,498	0.000	0.000	0.000	0	0.000	0.000
	Postal Ballot	12,58,53,498	0.000	0.000	0.000	0	0.000	0.000
	Total	12,58,53,498	5,21,56,544	41.442	5,13,71,888	7,84,656	98.496	1.504
Public- Non Institutions	E-Voting	29,90,77,685	7,67,93,538	25.677	7,67,79,606	13,932	99.982	0.018
	Insta Poll	29,90,77,685	10,62,282	0.355	10,61,171	1,111	99.895	0.105
	Postal Ballot	29,90,77,685	0.000	0.000	0.00	0.00	0.000	0.000
	Total	29,90,77,685	7,78,55,820	26.032	7,78,40,777	15,043	99.981	0.019
Grand Total	60,32,59,386	30,83,40,567	51.112	30,75,40,868	7,99,699	99.741	0.259	

voting by members holding Partly paid up Equity Shares of face value of Rs. 2 each, with paid up value Rs.1.10 per share (having 55% Voting Rights on each share held by them) (PPS)

Category	Mode of Voting	No. of shares held (1)	No. of votes polled (2)	% of Votes Polled on outstanding shares (3)=[(2)/(1)]*100	No. of Votes – in favour (4)	No. of Votes – against (5)	% of Votes in favour on votes polled (6)=[(4)/(2)]*100	% of Votes against on votes polled (7)=[(5)/(2)]*100
Promoter and Promoter Group	E-Voting	0	0	0	0	0	0.00	0.000
	Insta Poll	0	0	0	0	0	0.00	0.000
	Postal Ballot	0	0	0	0	0	0.00	0.000
	Total	0	0	0	0	0	0.00	0.000
Public-Institutions	E-Voting	0	0	0	0	0	0.00	0.000
	Insta Poll	0	0	0	0	0	0.00	0.000
	Postal Ballot	0	0	0	0	0	0.00	0.000
	Total	0	0	0	0	0	0.00	0.000
Public- Non Institutions	E-Voting	88,88,524	46,20,492	51.983	46,20,492	0	100.000	0.000
	Insta Poll	88,88,524	1,342	0.015	1,342	0	100.000	0.000
	Postal Ballot	88,88,524	0	0.000	0	0	0.000	0.000
	Total	88,88,524	46,21,834	51.998	46,21,834	0	100.000	0.000
Grand Total	88,88,524	46,21,834	51.998	46,21,834	0	100.000	0.000	

Combined voting by members -Based on the Voting Rights (FPS-100% ; PPS-55%) held by them

Category	Mode of Voting	Voting Rights Held (1)	Voting Rights Polled (2)	% of Voting Rights Polled on outstanding Voting Rights (3)=[(2)/(1)]*100	No. of Voting Rights - in favour (4)	No. of Voting Rights - against (5)	% of Voting Rights in favour on Voting Rights polled (6)=[(4)/(2)]*100	% of Voting Rights against on Voting Rights polled (7)=[(5)/(2)]*100
Promoter and Promoter Group	E-Voting	17,83,28,203.00	17,83,28,203.00	100.000	17,83,28,203.00	0.00	100.00	0.000
	Insta Poll	17,83,28,203.00	0.00	0.00	0.00	0.00	0.000	0.000
	Postal Ballot	17,83,28,203.00	0.00	0.00	0.00	0.00	0.000	0.000
	Total	17,83,28,203.00	17,83,28,203.00	100.000	17,83,28,203.00	0.00	100.000	0.000
Public-Institutions	E-Voting	12,58,53,498.00	5,21,56,544.00	41.442	5,13,71,888.00	7,84,656.00	98.496	1.504
	Insta Poll	12,58,53,498.00	0.00	0.000	0.00	0.00	0.000	0.000
	Postal Ballot	12,58,53,498.00	0.00	0.000	0.00	0.00	0.000	0.000
	Total	12,58,53,498.00	5,21,56,544.00	41.442	5,13,71,888.00	7,84,656.00	98.496	1.504
Public- Non Institutions	E-Voting	30,39,66,373.20	7,93,34,808.60	26.100	7,93,20,876.60	13,932.0	99.982	0.018
	Insta Poll	30,39,66,373.20	10,63,020.10	0.350	10,61,909.10	1,111.0	99.895	0.105
	Postal Ballot	30,39,66,373.20	0.00	0.000	0.00	0.00	0.000	0.000
	Total	30,39,66,373.20	8,03,97,828.70	26.450	8,03,82,785.70	15,043.00	99.981	0.019
Grand Total	60,81,48,074.20	31,08,82,575.70	51.120	31,00,82,876.70	7,99,699.00	99.743	0.257	

Dhani Services Limited

Agenda item no. 5: Approval to the modification of 'Dhani Services Limited Employees Stock Option Scheme – 2008', to extend its effectiveness.

Resolution required: (Ordinary/ Special)		Special						
Whether promoter/ promoter group are interested in the agenda/resolution?		No						
voting by members holding fully paid up Equity Shares of face value of Rs. 2 each (having 100% Voting Rights on each share held by them) (FPS)								
Category	Mode of Voting	No. of shares held (1)	No. of votes polled (2)	% of Votes Polled on outstanding shares (3)=[(2)/(1)]*100	No. of Votes – in favour (4)	No. of Votes – against (5)	% of Votes in favour on votes polled (6)=[(4)/(2)]*100	% of Votes against on votes polled (7)=[(5)/(2)]*100
Promoter and Promoter Group	E-Voting	17,83,28,203	17,83,28,203	100.000	17,83,28,203	0	100.000	0.000
	Insta Poll	17,83,28,203	0.000	0.000	0.000	0	0.000	0.000
	Postal Ballot	17,83,28,203	0.000	0.000	0.000	0	0.000	0.000
	Total	17,83,28,203	17,83,28,203	100.000	17,83,28,203	0	100.000	0.000
Public-Institutions	E-Voting	12,58,53,498	5,21,56,544	41.442	5,16,04,754	5,51,790	98.942	1.058
	Insta Poll	12,58,53,498	0.000	0.000	0.000	0	0.000	0.000
	Postal Ballot	12,58,53,498	0.000	0.000	0.000	0	0.000	0.000
	Total	12,58,53,498	5,21,56,544	41.442	5,16,04,754	5,51,790	98.942	1.058
Public- Non Institutions	E-Voting	29,90,77,685	7,67,92,848	25.677	7,67,79,083	13,765	99.982	0.018
	Insta Poll	29,90,77,685	10,62,282	0.355	10,61,171	1,111	99.895	0.105
	Postal Ballot	29,90,77,685	0.000	0.000	0.00	0.00	0.000	0.000
	Total	29,90,77,685	7,78,55,130	26.032	7,78,40,254	14,876	99.981	0.019
Grand Total	60,32,59,386	30,83,39,877	51.112	30,77,73,211	5,66,666	99.816	0.184	

voting by members holding Partly paid up Equity Shares of face value of Rs. 2 each, with paid up value Rs.1.10 per share (having 55% Voting Rights on each share held by them) (PPS)

Category	Mode of Voting	No. of shares held (1)	No. of votes polled (2)	% of Votes Polled on outstanding shares (3)=[(2)/(1)]*100	No. of Votes – in favour (4)	No. of Votes – against (5)	% of Votes in favour on votes polled (6)=[(4)/(2)]*100	% of Votes against on votes polled (7)=[(5)/(2)]*100
Promoter and Promoter Group	E-Voting	0	0	0	0	0	0.00	0.000
	Insta Poll	0	0	0	0	0	0.00	0.000
	Postal Ballot	0	0	0	0	0	0.00	0.000
	Total	0	0	0	0	0	0.00	0.000
Public-Institutions	E-Voting	0	0	0	0	0	0.00	0.000
	Insta Poll	0	0	0	0	0	0.00	0.000
	Postal Ballot	0	0	0	0	0	0.00	0.000
	Total	0	0	0	0	0	0.00	0.000
Public- Non Institutions	E-Voting	88,88,524	46,20,492	51.983	46,20,492	0	100.000	0.000
	Insta Poll	88,88,524	1,342	0.015	1,342	0	100.000	0.000
	Postal Ballot	88,88,524	0	0.000	0	0	0.000	0.000
	Total	88,88,524	46,21,834	51.998	46,21,834	0	100.000	0.000
Grand Total	88,88,524	46,21,834	51.998	46,21,834	0	100.000	0.000	

Combined voting by members -Based on the Voting Rights (FPS-100% ; PPS-55%) held by them

Category	Mode of Voting	Voting Rights Held (1)	Voting Rights Polled (2)	% of Voting Rights Polled on outstanding Voting Rights (3)=[(2)/(1)]*100	No. of Voting Rights - in favour (4)	No. of Voting Rights - against (5)	% of Voting Rights in favour on Voting Rights polled (6)=[(4)/(2)]*100	% of Voting Rights against on Voting Rights polled (7)=[(5)/(2)]*100
Promoter and Promoter Group	E-Voting	17,83,28,203.00	17,83,28,203.00	100.000	17,83,28,203.00	0.00	100.00	0.000
	Insta Poll	17,83,28,203.00	0.00	0.00	0.00	0.00	0.000	0.000
	Postal Ballot	17,83,28,203.00	0.00	0.00	0.00	0.00	0.000	0.000
	Total	17,83,28,203.00	17,83,28,203.00	100.000	17,83,28,203.00	0.00	100.000	0.000
Public-Institutions	E-Voting	12,58,53,498.00	5,21,56,544.00	41.442	5,16,04,754.00	5,51,790.00	98.942	1.058
	Insta Poll	12,58,53,498.00	0.00	0.000	0.00	0.00	0.000	0.000
	Postal Ballot	12,58,53,498.00	0.00	0.000	0.00	0.00	0.000	0.000
	Total	12,58,53,498.00	5,21,56,544.00	41.442	5,16,04,754.00	5,51,790.00	98.942	1.058
Public- Non Institutions	E-Voting	30,39,66,373.20	7,93,34,118.60	26.100	7,93,20,353.60	13,765.0	99.983	0.017
	Insta Poll	30,39,66,373.20	10,63,020.10	0.350	10,61,909.10	1,111.0	99.895	0.105
	Postal Ballot	30,39,66,373.20	0.00	0.000	0.00	0.00	0.000	0.000
	Total	30,39,66,373.20	8,03,97,138.70	26.449	8,03,82,262.70	14,876.00	99.981	0.019
Grand Total	60,81,48,074.20	31,08,81,885.70	51.119	31,03,15,219.70	5,66,666.00	99.818	0.182	

Dhani Services Limited

Agenda item no. 6: Approval to the modification of 'Dhani Services Limited Employees Stock Option Scheme – 2009', to extend its effectiveness.

Resolution required: (Ordinary/ Special)

Special

Whether promoter/ promoter group are interested in the agenda/resolution?

No

voting by members holding fully paid up Equity Shares of face value of Rs. 2 each (having 100% Voting Rights on each share held by them) (FPS)

Category	Mode of Voting	No. of shares held (1)	No. of votes polled (2)	% of Votes Polled on outstanding shares (3)=[(2)/(1)]*100	No. of Votes – in favour (4)	No. of Votes – against (5)	% of Votes in favour on votes polled (6)=[(4)/(2)]*100	% of Votes against on votes polled (7)=[(5)/(2)]*100
Promoter and Promoter Group	E-Voting	17,83,28,203	17,83,28,203	100.000	17,83,28,203	0	100.000	0.000
	Insta Poll	17,83,28,203	0.000	0.000	0.000	0	0.000	0.000
	Postal Ballot	17,83,28,203	0.000	0.000	0.000	0	0.000	0.000
	Total	17,83,28,203	17,83,28,203	100.000	17,83,28,203	0	100.000	0.000
Public- Institutions	E-Voting	12,58,53,498	5,21,56,544	41.442	5,16,04,754	5,51,790	98.942	1.058
	Insta Poll	12,58,53,498	0.000	0.000	0.000	0	0.000	0.000
	Postal Ballot	12,58,53,498	0.000	0.000	0.000	0	0.000	0.000
	Total	12,58,53,498	5,21,56,544	41.442	5,16,04,754	5,51,790	98.942	1.058
Public- Non Institutions	E-Voting	29,90,77,685	7,67,92,848	25.677	7,67,79,083	13,765	99.982	0.018
	Insta Poll	29,90,77,685	10,62,282	0.355	10,61,171	1,111	99.895	0.105
	Postal Ballot	29,90,77,685	0.000	0.000	0.00	0.00	0.000	0.000
	Total	29,90,77,685	7,78,55,130	26.032	7,78,40,254	14,876	99.981	0.019
Grand Total	60,32,59,386	30,83,39,877	51.112	30,77,73,211	5,66,666	99.816	0.184	

voting by members holding Partly paid up Equity Shares of face value of Rs. 2 each, with paid up value Rs.1.10 per share

(having 55% Voting Rights on each share held by them) (PPS)

Category	Mode of Voting	No. of shares held (1)	No. of votes polled (2)	% of Votes Polled on outstanding shares (3)=[(2)/(1)]*100	No. of Votes – in favour (4)	No. of Votes – against (5)	% of Votes in favour on votes polled (6)=[(4)/(2)]*100	% of Votes against on votes polled (7)=[(5)/(2)]*100
Promoter and Promoter Group	E-Voting	0	0	0	0	0	0.00	0.000
	Insta Poll	0	0	0	0	0	0.00	0.000
	Postal Ballot	0	0	0	0	0	0.00	0.000
	Total	0	0	0	0	0	0.00	0.000
Public- Institutions	E-Voting	0	0	0	0	0	0.00	0.000
	Insta Poll	0	0	0	0	0	0.00	0.000
	Postal Ballot	0	0	0	0	0	0.00	0.000
	Total	0	0	0	0	0	0.00	0.000
Public- Non Institutions	E-Voting	88,88,524	46,20,492	51.983	46,20,492	0	100.000	0.000
	Insta Poll	88,88,524	1,342	0.015	1,342	0	100.000	0.000
	Postal Ballot	88,88,524	0	0.000	0	0	0.000	0.000
	Total	88,88,524	46,21,834	51.998	46,21,834	0	100.000	0.000
Grand Total	88,88,524	46,21,834	51.998	46,21,834	0	100.000	0.000	

Combined voting by members -Based on the Voting Rights (FPS-100% ; PPS-55%) held by them

Category	Mode of Voting	Voting Rights Held (1)	Voting Rights Polled (2)	% of Voting Rights Polled on outstanding Voting Rights (3)=[(2)/(1)]*100	No. of Voting Rights - in favour (4)	No. of Voting Rights - against (5)	% of Voting Rights in favour on Voting Rights polled (6)=[(4)/(2)]*100	% of Voting Rights against on Voting Rights polled (7)=[(5)/(2)]*100
Promoter and Promoter Group	E-Voting	17,83,28,203.00	17,83,28,203.00	100.000	17,83,28,203.00	0.00	100.00	0.000
	Insta Poll	17,83,28,203.00	0.00	0.00	0.00	0.00	0.000	0.000
	Postal Ballot	17,83,28,203.00	0.00	0.00	0.00	0.00	0.000	0.000
	Total	17,83,28,203.00	17,83,28,203.00	100.000	17,83,28,203.00	0.00	100.000	0.000
Public- Institutions	E-Voting	12,58,53,498.00	5,21,56,544.00	41.442	5,16,04,754.00	5,51,790.00	98.942	1.058
	Insta Poll	12,58,53,498.00	0.00	0.000	0.00	0.00	0.000	0.000
	Postal Ballot	12,58,53,498.00	0.00	0.000	0.00	0.00	0.000	0.000
	Total	12,58,53,498.00	5,21,56,544.00	41.442	5,16,04,754.00	5,51,790.00	98.942	1.058
Public- Non Institutions	E-Voting	30,39,66,373.20	7,93,34,118.60	26.100	7,93,20,353.60	13,765.0	99.983	0.017
	Insta Poll	30,39,66,373.20	10,63,020.10	0.350	10,61,909.10	1,111.0	99.895	0.105
	Postal Ballot	30,39,66,373.20	0.00	0.000	0.00	0.00	0.000	0.000
	Total	30,39,66,373.20	8,03,97,138.70	26.449	8,03,82,262.70	14,876.00	99.981	0.019
Grand Total	60,81,48,074.20	31,08,81,885.70	51.119	31,03,15,219.70	5,66,666.00	99.818	0.182	

For Dhani Services Limited

Ram Mehar

Company Secretary

Date: September 26, 2024



Scrutinizer's Report

FORM NO. MGT - 13

[Pursuant to the Section 108 & 109 of the Companies Act, 2013 and rule 20 (4) (xii) and 21 (2) of the Companies (Management and Administration) Rules, 2014]

Consolidated Scrutinizer Report

To,

The Chairman

29th Annual General Meeting of the Equity Shareholders of **Dhani Services Limited** held on September 25, 2024 at 02:30 P.M. (IST) through Video Conferencing (VC)

Dear Sir,

I, Sukesh Saini (Membership No. F11688), Proprietor of M/s. Sukesh Saini & Co., Practicing Company Secretaries, having our office at Deswal Farm, 1st Floor, 37 km, Delhi- Jaipur Road, Near Hero Honda Chowk, Gurgaon- 122004, Haryana was appointed as the scrutinizer of **Dhani Services Limited** ("the Company") for the purpose of scrutinizing the e-voting (both remote e-voting and Insta Poll) process, in a fair and transparent manner and ascertaining the requisite majority on e-voting, carried out as per the provisions of Companies Act, 2013 and Rule 20 of the Companies (Management and Administration) Rules, 2014, as amended, on the below mentioned resolution(s) at the 29th Annual General Meeting ("AGM") of the Equity Shareholders of the Company, held on September 25, 2024 at 02:30 P.M.(IST), through Video Conferencing ("VC").

I hereby submit my report on consolidated voting as under:

1. In terms of applicable MCA and SEBI Circulars, the Company had sent the AGM Notice dated August 28, 2024, through electronic mode to those members whose email addresses were registered with the Company/Depositories. Accordingly, the communication of assent and dissent of members on the Resolutions proposed in the said AGM Notice, took place, only through the remote e-voting system and e-voting system during the AGM (Insta Poll).
2. The e-voting facility, both for e-voting prior to AGM (remote e-voting) and voting at the AGM by electronics means (Insta Poll), was provided by KFin Technologies Limited ("Kfintech").
3. The remote e-voting remained open from Sunday, September 22, 2024 at 10:00 A.M. (IST) to Tuesday, September 24, 2024 upto 5:00 P.M. (IST).
4. The members holding shares as on the "cut off" date i.e. September 18, 2024, were entitled to vote on the proposed resolutions (item no(s). 1 to 6 as set out in the Notice dated August 28, 2024, convening the AGM of the Company.
5. The facility for e-voting (Insta Poll) was provided at the AGM on Wednesday, September 25, 2024 for those members who attended the meeting but not voted through remote e-voting facility, and such e-voting was blocked after Fifteen Minutes of its commencement.
6. Thereafter the details containing, inter-alia, list of equity shareholders, who voted "For" and "Against", were downloaded from the e-voting website of Kfintech i.e. <https://evoting.kfintech.com>, containing information for both i.e. remote e-voting and votes by e-voting during the AGM (Insta Poll).



7. The combined result of remote e-voting and votes by e-voting during the AGM (Insta Poll), is as under:

Item No.1 – As an Ordinary Resolution: Adoption of the Audited Standalone and Consolidated Financial Statements of the Company as at March 31, 2024, and Reports of the Board's and Auditors thereon:

(i) Voted in favour of resolution:

Voting Rights	Number of members voted through remote e-voting	Number of members voted through Insta Poll (e-voting at AGM)	Number of votes casted in favour of resolution	%age of the total number of valid votes casted
100% voting rights- Fully paid up shares	298	29	30,83,30,839	99.997%
55% voting rights- Partly paid up shares with paid up value of Rs.1.10 per share	7	2	46,21,834	100%

(ii) Voted against the resolution:

Voting Rights	Number of members voted through remote e-voting	Number of members voted through Insta Poll (e-voting at AGM)	Number of votes casted against the resolution	%age of the total number of valid votes casted
100% voting rights- Fully paid up shares	10	1	9,728	0.003%
55% voting rights- Partly paid up shares with paid up value of Rs.1.10 per share	0	0	0	NA

(iii) Invalid votes:

Voting Rights	Total numbers of members whose votes were declared invalid	Total number of votes casted by them
100% voting rights- Fully paid up shares	0	0
55% voting rights- Partly paid up shares with paid up value of Rs.1.10 per share	0	0



Item No.2 – As an Ordinary Resolution: Re-appointment of Mr. Amit Ajit Gandhi (DIN: 07606699), Non-Independent Non-Executive Director, as a Director, liable to retire by rotation:

(i) Voted in favour of resolution:

Voting Rights	Number of members voted through remote e-voting	Number of members voted through Insta Poll (e-voting at AGM)	Number of votes casted in favour of resolution	%age of the total number of valid votes casted
100% voting rights- Fully paid up shares	272	29	29,14,07,283	94.508%
55% voting rights- Partly paid up shares with paid up value of Rs.1.10 per share	7	2	46,21,834	100%

(ii) Voted against the resolution:

Voting Rights	Number of members voted through remote e-voting	Number of members voted through Insta Poll (e-voting at AGM)	Number of votes casted against the resolution	%age of the total number of valid votes casted
100% voting rights- Fully paid up shares	36	1	1,69,33,284	5.492%
55% voting rights- Partly paid up shares with paid up value of Rs.1.10 per share	0	0	0	NA

(iii) Invalid votes:

Voting Rights	Total numbers of members whose votes were declared invalid	Total number of votes casted by them
100% voting rights- Fully paid up shares	0	0
55% voting rights- Partly paid up shares with paid up value of Rs.1.10 per share	0	0



Item No.3 – As an Ordinary Resolution: Approval to the appointment of M/s Hem Sandeep & Co., Chartered Accountants (Firm Registration No. 009907N), as Statutory Auditors of the Company and to fix their remuneration:

(i) Voted in favour of resolution:

Voting Rights	Number of members voted through remote e-voting	Number of members voted through Insta Poll (e-voting at AGM)	Number of votes casted in favour of resolution	%age of the total number of valid votes casted
100% voting rights- Fully paid up shares	296	29	30,83,30,432	99.997%
55% voting rights- Partly paid up shares with paid up value of Rs.1.10 per share	7	2	46,21,834	100%

(ii) Voted against the resolution:

Voting Rights	Number of members voted through remote e-voting	Number of members voted through Insta Poll (e-voting at AGM)	Number of votes casted against the resolution	%age of the total number of valid votes casted
100% voting rights- Fully paid up shares	12	1	10,135	0.003%
55% voting rights- Partly paid up shares with paid up value of Rs.1.10 per share	0	0	0	NA

(iii) Invalid votes:

Voting Rights	Total numbers of members whose votes were declared invalid	Total number of votes casted by them
100% voting rights- Fully paid up shares	0	0
55% voting rights- Partly paid up shares with paid up value of Rs.1.10 per share	0	0



Item No.4 – As a Special Resolution: Approval to the re-appointment of Mr. Aishwarya Katoch (DIN: 00557488), as an Independent Director for a period of two years w.e.f. January 1, 2025.

(i) Voted in favour of resolution:

Voting Rights	Number of members voted through remote e-voting	Number of members voted through Insta Poll (e-voting at AGM)	Number of votes casted in favour of resolution	%age of the total number of valid votes casted
100% voting rights- Fully paid up shares	289	29	30,75,40,868	99.741%
55% voting rights- Partly paid up shares with paid up value of Rs.1.10 per share	7	2	46,21,834	100%

(ii) Voted against the resolution:

Voting Rights	Number of members voted through remote e-voting	Number of members voted through Insta Poll (e-voting at AGM)	Number of votes casted against the resolution	%age of the total number of valid votes casted
100% voting rights- Fully paid up shares	19	1	7,99,699	0.259
55% voting rights- Partly paid up shares with paid up value of Rs.1.10 per share	0	0	0	NA

(iii) Invalid votes:

Voting Rights	Total numbers of members whose votes were declared invalid	Total number of votes casted by them
100% voting rights- Fully paid up shares	0	0
55% voting rights- Partly paid up shares with paid up value of Rs.1.10 per share	0	0



Item No.5 – As a Special Resolution: Approval to the modification of ‘Dhani Services Limited Employees Stock Option Scheme – 2008’, to extend its effectiveness:

(i) Voted in favour of resolution:

Voting Rights	Number of members voted through remote e-voting	Number of members voted through Insta Poll (e-voting at AGM)	Number of votes casted in favour of resolution	%age of the total number of valid votes casted
100% voting rights- Fully paid up shares	285	29	30,77,73,211	99.816%
55% voting rights- Partly paid up shares with paid up value of Rs.1.10 per share	7	2	46,21,834	100%

(ii) Voted against the resolution:

Voting Rights	Number of members voted through remote e-voting	Number of members voted through Insta Poll (e-voting at AGM)	Number of votes casted against the resolution	%age of the total number of valid votes casted
100% voting rights- Fully paid up shares	21	1	5,66,666	0.184%
55% voting rights- Partly paid up shares with paid up value of Rs.1.10 per share	0	0	0	NA

(iii) Invalid votes:

Voting Rights	Total numbers of members whose votes were declared invalid	Total number of votes casted by them
100% voting rights- Fully paid up shares	0	0
55% voting rights- Partly paid up shares with paid up value of Rs.1.10 per share	0	0



Item No. 6 – As a Special Resolution: Approval to the modification of ‘Dhani Services Limited Employees Stock Option Scheme – 2009’, to extend its effectiveness:

(i) Voted in favour of resolution:

Voting Rights	Number of members voted through remote e-voting	Number of members voted through Insta Poll (e-voting at AGM)	Number of votes casted in favour of resolution	%age of the total number of valid votes casted
100% voting rights- Fully paid up shares	285	29	30,77,73,211	99.816%
55% voting rights- Partly paid up shares with paid up value of Rs.1.10 per share	7	2	46,21,834	100%

(ii) Voted against the resolution:

Voting Rights	Number of members voted through remote e-voting	Number of members voted through Insta Poll (e-voting at AGM)	Number of votes casted against the resolution	%age of the total number of valid votes casted
100% voting rights- Fully paid up shares	21	1	5,66,666	0.184%
55% voting rights- Partly paid up shares with paid up value of Rs.1.10 per share	0	0	0	NA

(iii) Invalid votes:

Voting Rights	Total numbers of members whose votes were declared invalid	Total number of votes casted by them
100% voting rights- Fully paid up shares	0	0
55% voting rights- Partly paid up shares with paid up value of Rs.1.10 per share	0	0





8. The Report of E-Voting in the format prescribed under Regulation 44 of SEBI (Listing Obligations and Disclosure Requirements) Regulations, 2015 is enclosed as **Annexure – A**.
9. The register, all other papers and relevant records relating to electronic voting shall remain in our safe custody until the Chairman considers, approves and signs the minutes of the aforesaid AGM and thereafter the same would be handed over to the Chairman or the Company Secretary of the Company for safe keeping.

Thanking you.

Yours sincerely,



For Sukesh & Co.
Company Secretaries

CS Sukesh Saini
Proprietor
FCS No.:11688
CP No.:12007
UDIN : F011688F001330161


Date: September 26, 2024
Place: Gurugram

Encl: as above

Countersigned By: Ram Mehar
Company Secretary & Authorised Signatory
(On behalf of Chairman)
September 26, 2024

Combined Results		Dhani Services Limited				Annexure-A			
Format for Voting Results									
Agenda item no. 1: Adoption of the Audited Standalone and Consolidated Financial Statements of the Company as at March 31, 2024 and Reports of the Board's and Auditors thereon.									
Resolution required: (Ordinary/ Special)					Ordinary				
Whether promoter/ promoter group are interested in the agenda/resolution?					No				
voting by members holding fully paid up Equity Shares of face value of Rs. 2 each (having 100% Voting Rights on each share held by them) (FPS)									
Category	Mode of Voting	No. of shares held (1)	No. of votes polled (2)	% of Votes Polled on outstanding shares (3)=[(2)/(1)]*100	No. of Votes – in favour (4)	No. of Votes – against (5)	% of Votes in favour on votes polled (6)=[(4)/(2)]*100	% of Votes against on votes polled (7)=[(5)/(2)]*100	
Promoter and Promoter Group	E-Voting	17,83,28,203	17,83,28,203	100.000	17,83,28,203	0	100.000	0.000	
	Insta Poll	17,83,28,203	0.000	0.000	0.000	0	0.000	0.000	
	Postal Ballot	17,83,28,203	0.000	0.000	0.000	0	0.000	0.000	
	Total	17,83,28,203	17,83,28,203	100.000	17,83,28,203	0	100.000	0.000	
Public-Institutions	E-Voting	12,58,53,498	5,21,56,544	41.442	5,21,56,544	0	100.000	0.000	
	Insta Poll	12,58,53,498	0.000	0.000	0.000	0	0.000	0.000	
	Postal Ballot	12,58,53,498	0.000	0.000	0.000	0	0.000	0.000	
	Total	12,58,53,498	5,21,56,544	41.442	5,21,56,544	0	100.000	0.000	
Public- Non Institutions	E-Voting	29,90,77,685	7,67,93,538	25.677	7,67,84,921	8,617	99.989	0.011	
	Insta Poll	29,90,77,685	10,62,282	0.355	10,61,171	1,111	99.895	0.105	
	Postal Ballot	29,90,77,685	0.000	0.000	0.00	0.00	0.000	0.000	
	Total	29,90,77,685	7,78,55,820	26.032	7,78,46,092	9,728	99.988	0.012	
Grand Total	60,32,59,386	30,83,40,567	51.112	30,83,30,839	9,728	99.997	0.003		
voting by members holding Partly paid up Equity Shares of face value of Rs. 2 each, with paid up value Rs.1.10 per share (having 55% Voting Rights on each share held by them) (PPS)									
Category	Mode of Voting	No. of shares held (1)	No. of votes polled (2)	% of Votes Polled on outstanding shares (3)=[(2)/(1)]*100	No. of Votes – in favour (4)	No. of Votes – against (5)	% of Votes in favour on votes polled (6)=[(4)/(2)]*100	% of Votes against on votes polled (7)=[(5)/(2)]*100	
Promoter and Promoter Group	E-Voting	0	0	0	0	0	0.00	0.000	
	Insta Poll	0	0	0	0	0	0.00	0.000	
	Postal Ballot	0	0	0	0	0	0.00	0.000	
	Total	0	0	0	0	0	0.00	0.000	
Public-Institutions	E-Voting	0	0	0	0	0	0.00	0.000	
	Insta Poll	0	0	0	0	0	0.00	0.000	
	Postal Ballot	0	0	0	0	0	0.00	0.000	
	Total	0	0	0	0	0	0.00	0.000	
Public- Non Institutions	E-Voting	88,88,524	46,20,492	51.983	46,20,492	0	100.000	0.000	
	Insta Poll	88,88,524	1,342	0.015	1,342	0	100.000	0.000	
	Postal Ballot	88,88,524	0	0.000	0	0	0.000	0.000	
	Total	88,88,524	46,21,834	51.998	46,21,834	0	100.000	0.000	
Grand Total	88,88,524	46,21,834	51.998	46,21,834	0	100.000	0.000		
Combined voting by members -Based on the Voting Rights (FPS-100%; PPS-55%) held by them									
Category	Mode of Voting	Voting Rights Held (1)	Voting Rights Polled (2)	% of Voting Rights Polled on outstanding Voting Rights (3)=[(2)/(1)]*100	No. of Voting Rights - in favour (4)	No. of Voting Rights - against (5)	% of Voting Rights in favour on Voting Rights polled (6)=[(4)/(2)]*100	% of Voting Rights against on Voting Rights polled (7)=[(5)/(2)]*100	
Promoter and Promoter Group	E-Voting	17,83,28,203.00	17,83,28,203.00	100.000	17,83,28,203.00	0.00	100.00	0.000	
	Insta Poll	17,83,28,203.00	0.00	0.00	0.00	0.00	0.000	0.000	
	Postal Ballot	17,83,28,203.00	0.00	0.00	0.00	0.00	0.000	0.000	
	Total	17,83,28,203.00	17,83,28,203.00	100.000	17,83,28,203.00	0.00	100.000	0.000	
Public-Institutions	E-Voting	12,58,53,498.00	5,21,56,544.00	41.442	5,21,56,544.00	0.00	100.000	0.000	
	Insta Poll	12,58,53,498.00	0.00	0.000	0.00	0.00	0.000	0.000	
	Postal Ballot	12,58,53,498.00	0.00	0.000	0.00	0.00	0.000	0.000	
	Total	12,58,53,498.00	5,21,56,544.00	41.442	5,21,56,544.00	0.00	100.000	0.000	
Public- Non Institutions	E-Voting	30,39,66,373.20	7,93,34,808.60	26.100	7,93,26,191.60	8,617.0	99.989	0.011	
	Insta Poll	30,39,66,373.20	10,63,020.10	0.350	10,61,909.10	1,111.0	99.895	0.105	
	Postal Ballot	30,39,66,373.20	0.00	0.000	0.00	0.00	0.000	0.000	
	Total	30,39,66,373.20	8,03,97,828.70	26.450	8,03,88,100.70	9,728.00	99.988	0.012	
Grand Total	60,81,48,074.20	31,08,82,575.70	51.120	31,08,72,847.70	9,728.00	99.997	0.003		



Dhani Services Limited

Agenda item no. 2: Re-appointment of Mr. Amit Ajit Gandhi (DIN: 07606699), Non-Independent Non-Executive Director, as a Director, liable to retire by rotation.

Resolution required: (Ordinary/ Special)

Ordinary

Whether promoter/ promoter group are interested in the agenda/resolution?

No

voting by members holding fully paid up Equity Shares of face value of Rs. 2 each (having 100% Voting Rights on each share held by them) (FPS)

Category	Mode of Voting	No. of shares held (1)	No. of votes polled (2)	% of Votes Polled on outstanding shares (3)=[(2)/(1)]*100	No. of Votes – in favour (4)	No. of Votes – against (5)	% of Votes in favour on votes polled (6)=[(4)/(2)]*100	% of Votes against on votes polled (7)=[(5)/(2)]*100
Promoter and Promoter Group	E-Voting	17,83,28,203	17,83,28,203	100.000	17,83,28,203	0	100.000	0.000
	Insta Poll	17,83,28,203	0.000	0.000	0.000	0	0.000	0.000
	Postal Ballot	17,83,28,203	0.000	0.000	0.000	0	0.000	0.000
	Total	17,83,28,203	17,83,28,203	100.000	17,83,28,203	0	100.000	0.000
Public-Institutions	E-Voting	12,58,53,498	5,21,56,544	41.442	3,52,37,103	1,69,19,441	67.560	32.440
	Insta Poll	12,58,53,498	0.000	0.000	0.000	0	0.000	0.000
	Postal Ballot	12,58,53,498	0.000	0.000	0.000	0	0.000	0.000
	Total	12,58,53,498	5,21,56,544	41.442	3,52,37,103	1,69,19,441	67.560	32.440
Public- Non Institutions	E-Voting	29,90,77,685	7,67,93,538	25.677	7,67,80,806	12,732	99.983	0.017
	Insta Poll	29,90,77,685	10,62,282	0.355	10,61,171	1,111	99.895	0.105
	Postal Ballot	29,90,77,685	0.000	0.000	0.00	0.00	0.000	0.000
	Total	29,90,77,685	7,78,55,820	26.032	7,78,41,977	13,843	99.982	0.018
Grand Total	60,32,59,386	30,83,40,567	51.112	29,14,07,283	1,69,33,284	94.508	5.492	

voting by members holding Partly paid up Equity Shares of face value of Rs. 2 each, with paid up value Rs.1.10 per share (having 55% Voting Rights on each share held by them) (PPS)

Category	Mode of Voting	No. of shares held (1)	No. of votes polled (2)	% of Votes Polled on outstanding shares (3)=[(2)/(1)]*100	No. of Votes – in favour (4)	No. of Votes – against (5)	% of Votes in favour on votes polled (6)=[(4)/(2)]*100	% of Votes against on votes polled (7)=[(5)/(2)]*100
Promoter and Promoter Group	E-Voting	0	0	0	0	0	0.00	0.000
	Insta Poll	0	0	0	0	0	0.00	0.000
	Postal Ballot	0	0	0	0	0	0.00	0.000
	Total	0	0	0	0	0	0.00	0.000
Public-Institutions	E-Voting	0	0	0	0	0	0.00	0.000
	Insta Poll	0	0	0	0	0	0.00	0.000
	Postal Ballot	0	0	0	0	0	0.00	0.000
	Total	0	0	0	0	0	0.00	0.000
Public- Non Institutions	E-Voting	88,88,524	46,20,492	51.983	46,20,492	0	100.000	0.000
	Insta Poll	88,88,524	1,342	0.015	1,342	0	100.000	0.000
	Postal Ballot	88,88,524	0	0.000	0	0	0.000	0.000
	Total	88,88,524	46,21,834	51.998	46,21,834	0	100.000	0.000
Grand Total	88,88,524	46,21,834	51.998	46,21,834	0	100.000	0.000	

Combined voting by members -Based on the Voting Rights (FPS-100% ; PPS-55%) held by them

Category	Mode of Voting	Voting Rights Held (1)	Voting Rights Polled (2)	% of Voting Rights Polled on outstanding Voting Rights (3)=[(2)/(1)]*100	No. of Voting Rights - in favour (4)	No. of Voting Rights - against (5)	% of Voting Rights in favour on Voting Rights polled (6)=[(4)/(2)]*100	% of Voting Rights against on Voting Rights polled (7)=[(5)/(2)]*100
Promoter and Promoter Group	E-Voting	17,83,28,203.00	17,83,28,203.00	100.000	17,83,28,203.00	0.00	100.00	0.000
	Insta Poll	17,83,28,203.00	0.00	0.00	0.00	0.00	0.000	0.000
	Postal Ballot	17,83,28,203.00	0.00	0.00	0.00	0.00	0.000	0.000
	Total	17,83,28,203.00	17,83,28,203.00	100.000	17,83,28,203.00	0.00	100.000	0.000
Public-Institutions	E-Voting	12,58,53,498.00	5,21,56,544.00	41.442	3,52,37,103.00	1,69,19,441.00	67.560	32.440
	Insta Poll	12,58,53,498.00	0.00	0.000	0.00	0.00	0.000	0.000
	Postal Ballot	12,58,53,498.00	0.00	0.000	0.00	0.00	0.000	0.000
	Total	12,58,53,498.00	5,21,56,544.00	41.442	3,52,37,103.00	1,69,19,441.00	67.560	32.440
Public- Non Institutions	E-Voting	30,39,66,373.20	7,93,34,808.60	26.100	7,93,22,076.60	12,732.0	99.984	0.016
	Insta Poll	30,39,66,373.20	10,63,020.10	0.350	10,61,909.10	1,111.0	99.895	0.105
	Postal Ballot	30,39,66,373.20	0.00	0.000	0.00	0.00	0.000	0.000
	Total	30,39,66,373.20	8,03,97,828.70	26.450	8,03,83,985.70	13,843.00	99.983	0.017
Grand Total	60,81,48,074.20	31,08,82,575.70	51.120	29,39,49,291.70	1,69,33,284.00	94.553	5.447	



Dhani Services Limited

Agenda item no. 3: Approval to the appointment of M/s Hem Sandeep & Co., Chartered Accountants (Firm Registration No. 009907N), as Statutory Auditors of the Company and to fix their remuneration.

Resolution required: (Ordinary/ Special) Ordinary

Whether promoter/ promoter group are interested in the agenda/resolution? No

voting by members holding fully paid up Equity Shares of face value of Rs. 2 each (having 100% Voting Rights on each share held by them) (FPS)

Category	Mode of Voting	No. of shares held (1)	No. of votes polled (2)	% of Votes Polled on outstanding shares (3)=[(2)/(1)]*100	No. of Votes – in favour (4)	No. of Votes – against (5)	% of Votes in favour on votes polled (6)=[(4)/(2)]*100	% of Votes against on votes polled (7)=[(5)/(2)]*100
Promoter and Promoter Group	E-Voting	17,83,28,203	17,83,28,203	100.000	17,83,28,203	0	100.000	0.000
	Insta Poll	17,83,28,203	0.000	0.000	0.000	0	0.000	0.000
	Postal Ballot	17,83,28,203	0.000	0.000	0.000	0	0.000	0.000
	Total	17,83,28,203	17,83,28,203	100.000	17,83,28,203	0	100.000	0.000
Public-Institutions	E-Voting	12,58,53,498	5,21,56,544	41.442	5,21,56,544	0	100.000	0.000
	Insta Poll	12,58,53,498	0.000	0.000	0.000	0	0.000	0.000
	Postal Ballot	12,58,53,498	0.000	0.000	0.000	0	0.000	0.000
	Total	12,58,53,498	5,21,56,544	41.442	5,21,56,544	0	100.000	0.000
Public- Non Institutions	E-Voting	29,90,77,685	7,67,93,538	25.677	7,67,84,514	9,024	99.988	0.012
	Insta Poll	29,90,77,685	10,62,282	0.355	10,61,171	1,111	99.895	0.105
	Postal Ballot	29,90,77,685	0.000	0.000	0.00	0.00	0.000	0.000
	Total	29,90,77,685	7,78,55,820	26.032	7,78,45,685	10,135	99.987	0.013
Grand Total	60,32,59,386	30,83,40,567	51.112	30,83,30,432	10,135	99.997	0.003	

voting by members holding Partly paid up Equity Shares of face value of Rs. 2 each, with paid up value Rs.1.10 per share (having 55% Voting Rights on each share held by them) (PPS)

Category	Mode of Voting	No. of shares held (1)	No. of votes polled (2)	% of Votes Polled on outstanding shares (3)=[(2)/(1)]*100	No. of Votes – in favour (4)	No. of Votes – against (5)	% of Votes in favour on votes polled (6)=[(4)/(2)]*100	% of Votes against on votes polled (7)=[(5)/(2)]*100
Promoter and Promoter Group	E-Voting	0	0	0	0	0	0.00	0.000
	Insta Poll	0	0	0	0	0	0.00	0.000
	Postal Ballot	0	0	0	0	0	0.00	0.000
	Total	0	0	0	0	0	0.00	0.000
Public-Institutions	E-Voting	0	0	0	0	0	0.00	0.000
	Insta Poll	0	0	0	0	0	0.00	0.000
	Postal Ballot	0	0	0	0	0	0.00	0.000
	Total	0	0	0	0	0	0.00	0.000
Public- Non Institutions	E-Voting	88,88,524	46,20,492	51.983	46,20,492	0	100.000	0.000
	Insta Poll	88,88,524	1,342	0.015	1,342	0	100.000	0.000
	Postal Ballot	88,88,524	0	0.000	0	0	0.000	0.000
	Total	88,88,524	46,21,834	51.998	46,21,834	0	100.000	0.000
Grand Total	88,88,524	46,21,834	51.998	46,21,834	0	100.000	0.000	

Combined voting by members -Based on the Voting Rights (FPS-100% ; PPS-55%) held by them

Category	Mode of Voting	Voting Rights Held (1)	Voting Rights Polled (2)	% of Voting Rights Polled on outstanding Voting Rights (3)=[(2)/(1)]*100	No. of Voting Rights - in favour (4)	No. of Voting Rights - against (5)	% of Voting Rights in favour on Voting Rights polled (6)=[(4)/(2)]*100	% of Voting Rights against on Voting Rights polled (7)=[(5)/(2)]*100
Promoter and Promoter Group	E-Voting	17,83,28,203.00	17,83,28,203.00	100.000	17,83,28,203.00	0.00	100.00	0.000
	Insta Poll	17,83,28,203.00	0.00	0.00	0.00	0.00	0.000	0.000
	Postal Ballot	17,83,28,203.00	0.00	0.00	0.00	0.00	0.000	0.000
	Total	17,83,28,203.00	17,83,28,203.00	100.000	17,83,28,203.00	0.00	100.000	0.000
Public-Institutions	E-Voting	12,58,53,498.00	5,21,56,544.00	41.442	5,21,56,544.00	0.00	100.000	0.000
	Insta Poll	12,58,53,498.00	0.00	0.000	0.00	0.00	0.000	0.000
	Postal Ballot	12,58,53,498.00	0.00	0.000	0.00	0.00	0.000	0.000
	Total	12,58,53,498.00	5,21,56,544.00	41.442	5,21,56,544.00	0.00	100.000	0.000
Public- Non Institutions	E-Voting	30,39,66,373.20	7,93,34,808.60	26.100	7,93,25,784.60	9,024.0	99.989	0.011
	Insta Poll	30,39,66,373.20	10,63,020.10	0.350	10,61,909.10	1,111.0	99.895	0.105
	Postal Ballot	30,39,66,373.20	0.00	0.000	0.00	0.00	0.000	0.000
	Total	30,39,66,373.20	8,03,97,828.70	26.450	8,03,87,693.70	10,135.00	99.987	0.013
Grand Total	60,81,48,074.20	31,08,82,575.70	51.120	31,08,72,440.70	10,135.00	99.997	0.003	



Dhani Services Limited

Agenda item no. 4: Approval to the re-appointment of Mr. Aishwarya Katoch (DIN: 00557488), as an Independent Director for a period of two years w.e.f. January 1, 2025.

Resolution required: (Ordinary/ Special)	Special
Whether promoter/ promoter group are interested in the agenda/resolution?	No

voting by members holding fully paid up Equity Shares of face value of Rs. 2 each (having 100% Voting Rights on each share held by them) (FPS)

Category	Mode of Voting	No. of shares held (1)	No. of votes polled (2)	% of Votes Polled on outstanding shares (3)=[(2)/(1)]*100	No. of Votes – in favour (4)	No. of Votes – against (5)	% of Votes in favour on votes polled (6)=[(4)/(2)]*100	% of Votes against on votes polled (7)=[(5)/(2)]*100
Promoter and Promoter Group	E-Voting	17,83,28,203	17,83,28,203	100.000	17,83,28,203	0	100.000	0.000
	Insta Poll	17,83,28,203	0.000	0.000	0.000	0	0.000	0.000
	Postal Ballot	17,83,28,203	0.000	0.000	0.000	0	0.000	0.000
	Total	17,83,28,203	17,83,28,203	100.000	17,83,28,203	0	100.000	0.000
Public- Institutions	E-Voting	12,58,53,498	5,21,56,544	41.442	5,13,71,888	7,84,656	98.496	1.504
	Insta Poll	12,58,53,498	0.000	0.000	0.000	0	0.000	0.000
	Postal Ballot	12,58,53,498	0.000	0.000	0.000	0	0.000	0.000
	Total	12,58,53,498	5,21,56,544	41.442	5,13,71,888	7,84,656	98.496	1.504
Public- Non Institutions	E-Voting	29,90,77,685	7,67,93,538	25.677	7,67,79,606	13,932	99.982	0.018
	Insta Poll	29,90,77,685	10,62,282	0.355	10,61,171	1,111	99.895	0.105
	Postal Ballot	29,90,77,685	0.000	0.000	0.00	0.00	0.000	0.000
	Total	29,90,77,685	7,78,55,820	26.032	7,78,40,777	15,043	99.981	0.019
Grand Total	60,32,59,386	30,83,40,567	51.112	30,75,40,868	7,99,699	99.741	0.259	

voting by members holding Partly paid up Equity Shares of face value of Rs. 2 each, with paid up value Rs.1.10 per share (having 55% Voting Rights on each share held by them) (PPS)

Category	Mode of Voting	No. of shares held (1)	No. of votes polled (2)	% of Votes Polled on outstanding shares (3)=[(2)/(1)]*100	No. of Votes – in favour (4)	No. of Votes – against (5)	% of Votes in favour on votes polled (6)=[(4)/(2)]*100	% of Votes against on votes polled (7)=[(5)/(2)]*100
Promoter and Promoter Group	E-Voting	0	0	0	0	0	0.00	0.000
	Insta Poll	0	0	0	0	0	0.00	0.000
	Postal Ballot	0	0	0	0	0	0.00	0.000
	Total	0	0	0	0	0	0.00	0.000
Public- Institutions	E-Voting	0	0	0	0	0	0.00	0.000
	Insta Poll	0	0	0	0	0	0.00	0.000
	Postal Ballot	0	0	0	0	0	0.00	0.000
	Total	0	0	0	0	0	0.00	0.000
Public- Non Institutions	E-Voting	88,88,524	46,20,492	51.983	46,20,492	0	100.000	0.000
	Insta Poll	88,88,524	1,342	0.015	1,342	0	100.000	0.000
	Postal Ballot	88,88,524	0	0.000	0	0	0.000	0.000
	Total	88,88,524	46,21,834	51.998	46,21,834	0	100.000	0.000
Grand Total	88,88,524	46,21,834	51.998	46,21,834	0	100.000	0.000	

Combined voting by members -Based on the Voting Rights (FPS-100% ; PPS-55%) held by them

Category	Mode of Voting	Voting Rights Held (1)	Voting Rights Polled (2)	% of Voting Rights Polled on outstanding Voting Rights (3)=[(2)/(1)]*100	No. of Voting Rights - in favour (4)	No. of Voting Rights - against (5)	% of Voting Rights in favour on Voting Rights polled (6)=[(4)/(2)]*100	% of Voting Rights against on Voting Rights polled (7)=[(5)/(2)]*100
Promoter and Promoter Group	E-Voting	17,83,28,203.00	17,83,28,203.00	100.000	17,83,28,203.00	0.00	100.00	0.000
	Insta Poll	17,83,28,203.00	0.00	0.00	0.00	0.00	0.000	0.000
	Postal Ballot	17,83,28,203.00	0.00	0.00	0.00	0.00	0.000	0.000
	Total	17,83,28,203.00	17,83,28,203.00	100.000	17,83,28,203.00	0.00	100.000	0.000
Public- Institutions	E-Voting	12,58,53,498.00	5,21,56,544.00	41.442	5,13,71,888.00	7,84,656.00	98.496	1.504
	Insta Poll	12,58,53,498.00	0.00	0.000	0.00	0.00	0.000	0.000
	Postal Ballot	12,58,53,498.00	0.00	0.000	0.00	0.00	0.000	0.000
	Total	12,58,53,498.00	5,21,56,544.00	41.442	5,13,71,888.00	7,84,656.00	98.496	1.504
Public- Non Institutions	E-Voting	30,39,66,373.20	7,93,34,808.60	26.100	7,93,20,876.60	13,932.0	99.982	0.018
	Insta Poll	30,39,66,373.20	10,63,020.10	0.350	10,61,909.10	1,111.0	99.895	0.105
	Postal Ballot	30,39,66,373.20	0.00	0.000	0.00	0.00	0.000	0.000
	Total	30,39,66,373.20	8,03,97,828.70	26.450	8,03,82,785.70	15,043.00	99.981	0.019
Grand Total	60,81,48,074.20	31,08,82,575.70	51.120	31,00,82,876.70	7,99,699.00	99.743	0.257	



Dhani Services Limited

Agenda item no. 5: Approval to the modification of 'Dhani Services Limited Employees Stock Option Scheme – 2008', to extend its effectiveness.

Resolution required: (Ordinary/ Special)	Special
Whether promoter/ promoter group are interested in the agenda/resolution?	No

voting by members holding fully paid up Equity Shares of face value of Rs. 2 each (having 100% Voting Rights on each share held by them) (FPS)

Category	Mode of Voting	No. of shares held (1)	No. of votes polled (2)	% of Votes Polled on outstanding shares (3)=[(2)/(1)]*100	No. of Votes – in favour (4)	No. of Votes – against (5)	% of Votes in favour on votes polled (6)=[(4)/(2)]*100	% of Votes against on votes polled (7)=[(5)/(2)]*100
Promoter and Promoter Group	E-Voting	17,83,28,203	17,83,28,203	100.000	17,83,28,203	0	100.000	0.000
	Insta Poll	17,83,28,203	0.000	0.000	0.000	0	0.000	0.000
	Postal Ballot	17,83,28,203	0.000	0.000	0.000	0	0.000	0.000
	Total	17,83,28,203	17,83,28,203	100.000	17,83,28,203	0	100.000	0.000
Public-Institutions	E-Voting	12,58,53,498	5,21,56,544	41.442	5,16,04,754	5,51,790	98.942	1.058
	Insta Poll	12,58,53,498	0.000	0.000	0.000	0	0.000	0.000
	Postal Ballot	12,58,53,498	0.000	0.000	0.000	0	0.000	0.000
	Total	12,58,53,498	5,21,56,544	41.442	5,16,04,754	5,51,790	98.942	1.058
Public- Non Institutions	E-Voting	29,90,77,685	7,67,92,848	25.677	7,67,79,083	13,765	99.982	0.018
	Insta Poll	29,90,77,685	10,62,282	0.355	10,61,171	1,111	99.895	0.105
	Postal Ballot	29,90,77,685	0.000	0.000	0.000	0.000	0.000	0.000
	Total	29,90,77,685	7,78,55,130	26.032	7,78,40,254	14,876	99.981	0.019
Grand Total	60,32,59,386	30,83,39,877	51.112	30,77,73,211	5,66,666	99.816	0.184	

voting by members holding Partly paid up Equity Shares of face value of Rs. 2 each, with paid up value Rs.1.10 per share (having 55% Voting Rights on each share held by them) (PPS)

Category	Mode of Voting	No. of shares held (1)	No. of votes polled (2)	% of Votes Polled on outstanding shares (3)=[(2)/(1)]*100	No. of Votes – in favour (4)	No. of Votes – against (5)	% of Votes in favour on votes polled (6)=[(4)/(2)]*100	% of Votes against on votes polled (7)=[(5)/(2)]*100
Promoter and Promoter Group	E-Voting	0	0	0	0	0	0.00	0.000
	Insta Poll	0	0	0	0	0	0.00	0.000
	Postal Ballot	0	0	0	0	0	0.00	0.000
	Total	0	0	0	0	0	0.00	0.000
Public-Institutions	E-Voting	0	0	0	0	0	0.00	0.000
	Insta Poll	0	0	0	0	0	0.00	0.000
	Postal Ballot	0	0	0	0	0	0.00	0.000
	Total	0	0	0	0	0	0.00	0.000
Public- Non Institutions	E-Voting	88,88,524	46,20,492	51.983	46,20,492	0	100.000	0.000
	Insta Poll	88,88,524	1,342	0.015	1,342	0	100.000	0.000
	Postal Ballot	88,88,524	0	0.000	0	0	0.000	0.000
	Total	88,88,524	46,21,834	51.998	46,21,834	0	100.000	0.000
Grand Total	88,88,524	46,21,834	51.998	46,21,834	0	100.000	0.000	

Combined voting by members -Based on the Voting Rights (FPS-100% ; PPS-55%) held by them

Category	Mode of Voting	Voting Rights Held (1)	Voting Rights Polled (2)	% of Voting Rights Polled on outstanding Voting Rights (3)=[(2)/(1)]*100	No. of Voting Rights - in favour (4)	No. of Voting Rights - against (5)	% of Voting Rights in favour on Voting Rights polled (6)=[(4)/(2)]*100	% of Voting Rights against on Voting Rights polled (7)=[(5)/(2)]*100
Promoter and Promoter Group	E-Voting	17,83,28,203.00	17,83,28,203.00	100.000	17,83,28,203.00	0.00	100.00	0.000
	Insta Poll	17,83,28,203.00	0.00	0.00	0.00	0.00	0.000	0.000
	Postal Ballot	17,83,28,203.00	0.00	0.00	0.00	0.00	0.000	0.000
	Total	17,83,28,203.00	17,83,28,203.00	100.000	17,83,28,203.00	0.00	100.000	0.000
Public-Institutions	E-Voting	12,58,53,498.00	5,21,56,544.00	41.442	5,16,04,754.00	5,51,790.00	98.942	1.058
	Insta Poll	12,58,53,498.00	0.00	0.000	0.00	0.00	0.000	0.000
	Postal Ballot	12,58,53,498.00	0.00	0.000	0.00	0.00	0.000	0.000
	Total	12,58,53,498.00	5,21,56,544.00	41.442	5,16,04,754.00	5,51,790.00	98.942	1.058
Public- Non Institutions	E-Voting	30,39,66,373.20	7,93,34,118.60	26.100	7,93,20,353.60	13,765.0	99.983	0.017
	Insta Poll	30,39,66,373.20	10,63,020.10	0.350	10,61,909.10	1,111.0	99.895	0.105
	Postal Ballot	30,39,66,373.20	0.00	0.000	0.00	0.00	0.000	0.000
	Total	30,39,66,373.20	8,03,97,138.70	26.449	8,03,82,262.70	14,876.00	99.981	0.019
Grand Total	60,81,48,074.20	31,08,81,885.70	51.119	31,03,15,219.70	5,66,666.00	99.818	0.182	



Dhani Services Limited

Agenda item no. 6: Approval to the modification of 'Dhani Services Limited Employees Stock Option Scheme – 2009', to extend its effectiveness.

Resolution required: (Ordinary/ Special)

Special

Whether promoter/ promoter group are interested in the agenda/resolution?

No

voting by members holding fully paid up Equity Shares of face value of Rs. 2 each (having 100% Voting Rights on each share held by them) (FPS)

Category	Mode of Voting	No. of shares held (1)	No. of votes polled (2)	% of Votes Polled on outstanding shares (3)=[(2)/(1)]*100	No. of Votes – in favour (4)	No. of Votes – against (5)	% of Votes in favour on votes polled (6)=[(4)/(2)]*100	% of Votes against on votes polled (7)=[(5)/(2)]*100
Promoter and Promoter Group	E-Voting	17,83,28,203	17,83,28,203	100.000	17,83,28,203	0	100.000	0.000
	Insta Poll	17,83,28,203	0.000	0.000	0.000	0	0.000	0.000
	Postal Ballot	17,83,28,203	0.000	0.000	0.000	0	0.000	0.000
	Total	17,83,28,203	17,83,28,203	100.000	17,83,28,203	0	100.000	0.000
Public-Institutions	E-Voting	12,58,53,498	5,21,56,544	41.442	5,16,04,754	5,51,790	98.942	1.058
	Insta Poll	12,58,53,498	0.000	0.000	0.000	0	0.000	0.000
	Postal Ballot	12,58,53,498	0.000	0.000	0.000	0	0.000	0.000
	Total	12,58,53,498	5,21,56,544	41.442	5,16,04,754	5,51,790	98.942	1.058
Public- Non Institutions	E-Voting	29,90,77,685	7,67,92,848	25.677	7,67,79,083	13,765	99.982	0.018
	Insta Poll	29,90,77,685	10,62,282	0.355	10,61,171	1,111	99.895	0.105
	Postal Ballot	29,90,77,685	0.000	0.000	0.00	0.00	0.000	0.000
	Total	29,90,77,685	7,78,55,130	26.032	7,78,40,254	14,876	99.981	0.019
Grand Total	60,32,59,386	30,83,39,877	51.112	30,77,73,211	5,66,666	99.816	0.184	

voting by members holding Partly paid up Equity Shares of face value of Rs. 2 each, with paid up value Rs.1.10 per share (having 55% Voting Rights on each share held by them) (PPS)

Category	Mode of Voting	No. of shares held (1)	No. of votes polled (2)	% of Votes Polled on outstanding shares (3)=[(2)/(1)]*100	No. of Votes – in favour (4)	No. of Votes – against (5)	% of Votes in favour on votes polled (6)=[(4)/(2)]*100	% of Votes against on votes polled (7)=[(5)/(2)]*100
Promoter and Promoter Group	E-Voting	0	0	0	0	0	0.00	0.000
	Insta Poll	0	0	0	0	0	0.00	0.000
	Postal Ballot	0	0	0	0	0	0.00	0.000
	Total	0	0	0	0	0	0.00	0.000
Public-Institutions	E-Voting	0	0	0	0	0	0.00	0.000
	Insta Poll	0	0	0	0	0	0.00	0.000
	Postal Ballot	0	0	0	0	0	0.00	0.000
	Total	0	0	0	0	0	0.00	0.000
Public- Non Institutions	E-Voting	88,88,524	46,20,492	51.983	46,20,492	0	100.000	0.000
	Insta Poll	88,88,524	1,342	0.015	1,342	0	100.000	0.000
	Postal Ballot	88,88,524	0	0.000	0	0	0.000	0.000
	Total	88,88,524	46,21,834	51.998	46,21,834	0	100.000	0.000
Grand Total	88,88,524	46,21,834	51.998	46,21,834	0	100.000	0.000	

Combined voting by members -Based on the Voting Rights (FPS-100% ; PPS-55%) held by them

Category	Mode of Voting	Voting Rights Held (1)	Voting Rights Polled (2)	% of Voting Rights Polled on outstanding Voting Rights (3)=[(2)/(1)]*100	No. of Voting Rights - in favour (4)	No. of Voting Rights - against (5)	% of Voting Rights in favour on Voting Rights polled (6)=[(4)/(2)]*100	% of Voting Rights against on Voting Rights polled (7)=[(5)/(2)]*100
Promoter and Promoter Group	E-Voting	17,83,28,203.00	17,83,28,203.00	100.000	17,83,28,203.00	0.00	100.00	0.000
	Insta Poll	17,83,28,203.00	0.00	0.00	0.00	0.00	0.000	0.000
	Postal Ballot	17,83,28,203.00	0.00	0.00	0.00	0.00	0.000	0.000
	Total	17,83,28,203.00	17,83,28,203.00	100.000	17,83,28,203.00	0.00	100.000	0.000
Public-Institutions	E-Voting	12,58,53,498.00	5,21,56,544.00	41.442	5,16,04,754.00	5,51,790.00	98.942	1.058
	Insta Poll	12,58,53,498.00	0.00	0.000	0.00	0.00	0.000	0.000
	Postal Ballot	12,58,53,498.00	0.00	0.000	0.00	0.00	0.000	0.000
	Total	12,58,53,498.00	5,21,56,544.00	41.442	5,16,04,754.00	5,51,790.00	98.942	1.058
Public- Non Institutions	E-Voting	30,39,66,373.20	7,93,34,118.60	26.100	7,93,20,353.60	13,765.0	99.983	0.017
	Insta Poll	30,39,66,373.20	10,63,020.10	0.350	10,61,909.10	1,111.0	99.895	0.105
	Postal Ballot	30,39,66,373.20	0.00	0.000	0.00	0.00	0.000	0.000
	Total	30,39,66,373.20	8,03,97,138.70	26.449	8,03,82,262.70	14,876.00	99.981	0.019
Grand Total	60,81,48,074.20	31,08,81,885.70	51.119	31,03,15,219.70	5,66,666.00	99.818	0.182	

